



Wildscreen Exchange

How To Credit Images

Crediting a photographer is really easy, and equally really important!


But why? Photographers spend hundreds or thousands of pounds on camera equipment, travel to locations, days or weeks waiting for the right shot, hours spent selecting and cleaning images at home.. To see their work used without this recognition is upsetting and disrespectful!

Wildscreen Exchange is powered by photographers who have generously donated their work for free, under the agreement that their name will be acknowledged and their work will not be used for commercial purposes.

To credit a photographer, simply find the credit on the image you'd like to use.

Credit is often the photographers name, but sometimes it's an alias, social media handle or a website.

See the image below to confirm which name to use.



Log in Register

Keywords Filters Search


New search Within results

Home Search (12) Latest Galleries Contact us






My account Lightbox Order

File details

[Back to thumbnails](#)



Add to lightbox Add to order Comping image E-mail



Common name	Green turtle						
Scientific name	Chelonia mydas						
Category	Reptiles						
Id	00023238						
Caption	Green turtle swimming over coral reef						
Supplier name	Jeremy Bishop						
Credit	Jeremy Bishop						
Photographer	Jeremy Bishop						
Part of	Habitats \ Coral Reef \ Coral Reef						
Rights	Royalty Free						
Available file(s)	<table><tr><td>Original resolution 3679 x 2759 pixels 3.4 MB size on disk</td><td>0.00 EUR Add to order</td></tr><tr><td>High definition 2000 x 1499 pixels 1.8 MB size on disk</td><td>0.00 EUR Add to order</td></tr><tr><td>Standard web use 1000 x 749 pixels 0.9 MB size on disk</td><td>0.00 EUR Add to order</td></tr></table>	Original resolution 3679 x 2759 pixels 3.4 MB size on disk	0.00 EUR Add to order	High definition 2000 x 1499 pixels 1.8 MB size on disk	0.00 EUR Add to order	Standard web use 1000 x 749 pixels 0.9 MB size on disk	0.00 EUR Add to order
Original resolution 3679 x 2759 pixels 3.4 MB size on disk	0.00 EUR Add to order						
High definition 2000 x 1499 pixels 1.8 MB size on disk	0.00 EUR Add to order						
Standard web use 1000 x 749 pixels 0.9 MB size on disk	0.00 EUR Add to order						

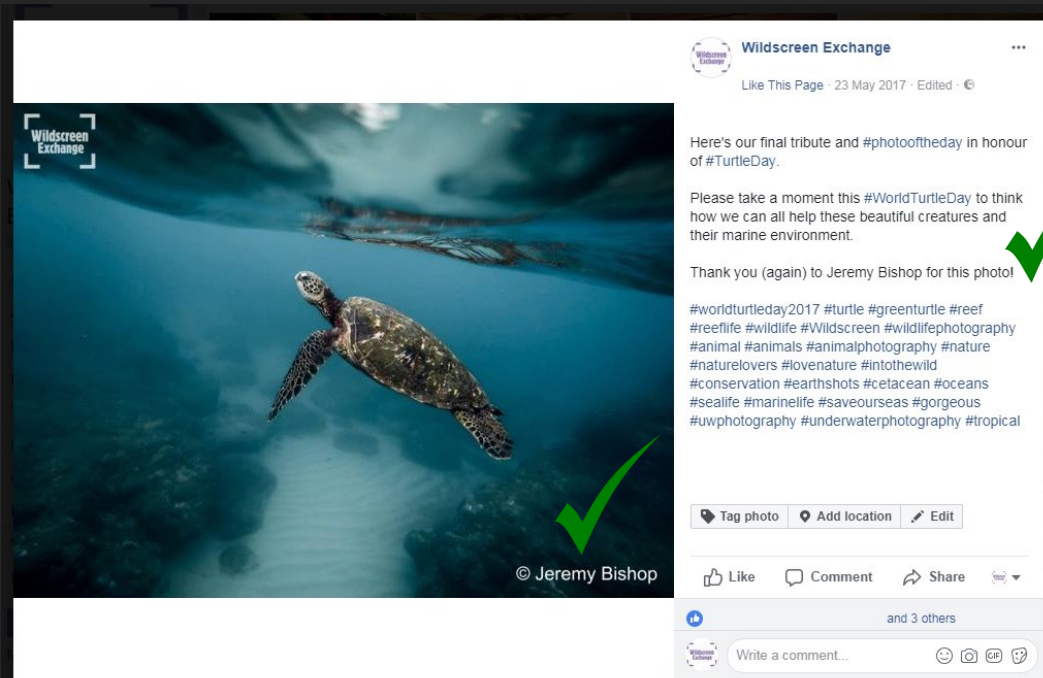
Use this name to credit the photographer

We've established crediting can be as simple as using the photographers name. But where to do you put it?

Simply on, above, below or next to the image. It's that easy. Make sure it can be read by the naked eye!

Below are examples of where or how you can credit. This can be done using Photoshop, Microsoft Paint, or simply in a surrounding text box.

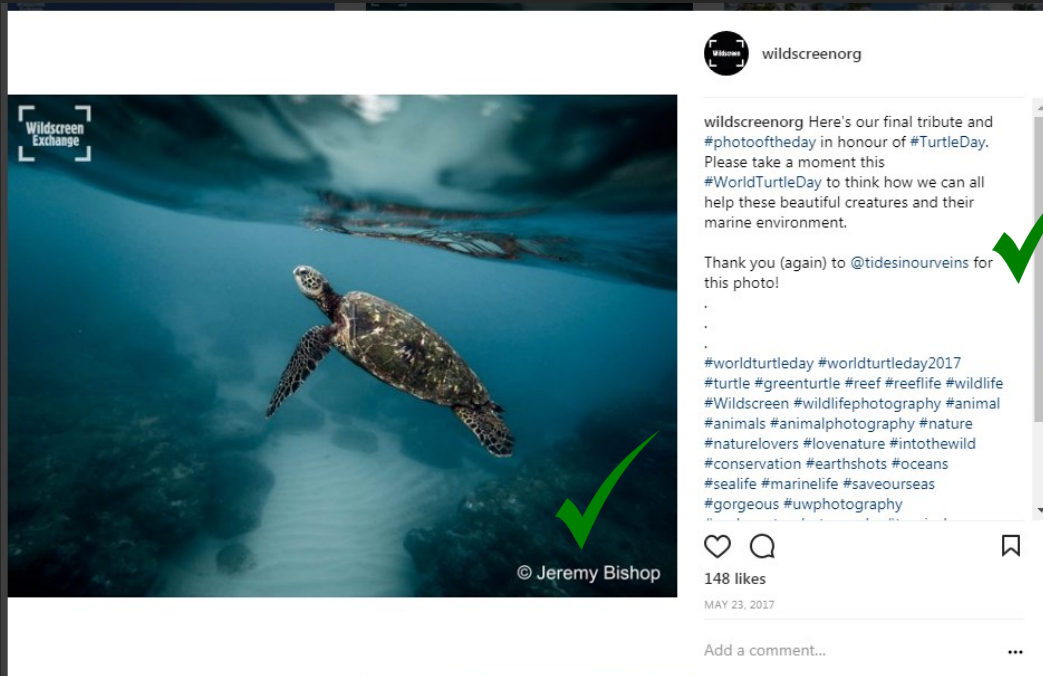




Using social media is a great way to tell your story.

You can credit the photographer in the description box, and can even go a step further using their social media handle if you know it—particularly if they have a photography page!

Never use the 'comments' box as a way to credit someone, this is lost when other people add comments, and is also not immediately visible.



We recommend a credit overlaid on the image, such as these examples. That way if the 'share' button is used, the credit will remain visible no matter where it ends up!

Below are examples of how NOT to credit an image!



No credit on image



Credit in a colour that isn't visible



Credit to the wrong person/organisation



Credit too small



Credit abbreviated